


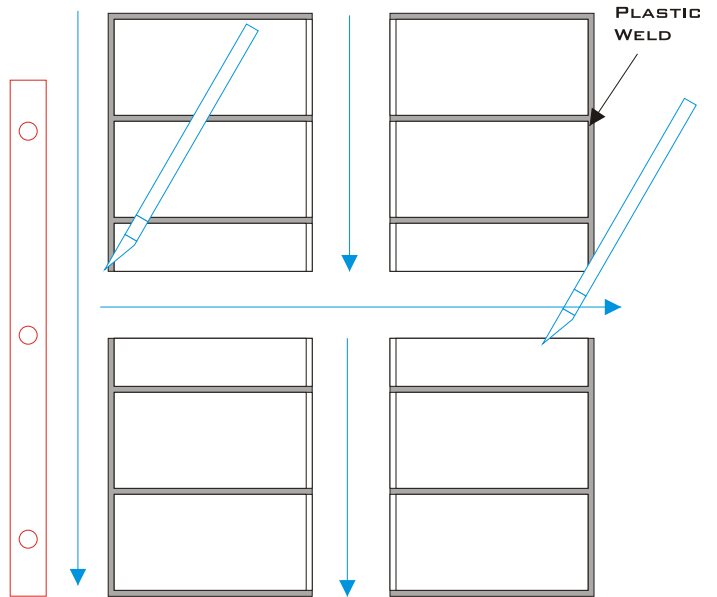
HOW TO MAKE A PLASTIC WALLET FOR YOUR SUPERCAR PILOT'S LICENCE

LEGEND: = CUT = DISCARD = PLASTIC WELD = KEEP

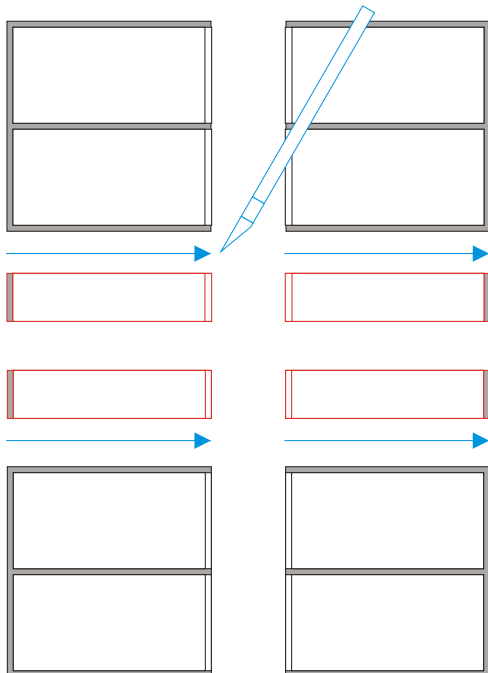
WHAT YOU'LL NEED:
A SHARP KNIFE, AND A PLASTIC BINDER PAGE FOR HOLDING 10 BUSINESS CARDS.



STEP 1:
USING SHARP KNIFE, SEPARATE THE SHEET INTO QUARTERS AS SHOWN, BEING SURE TO CUT ON THE OUTSIDE OF THE PLASTIC WELDS.



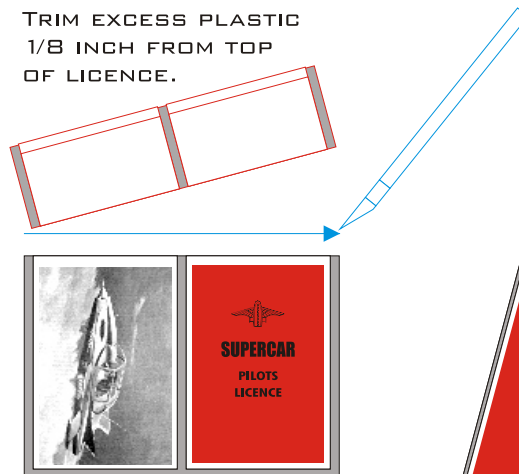
STEP 2:
WITH SHARP KNIFE, REMOVE EXCESS PLASTIC, LEAVING YOU WITH 4 "WALLETS".



STEP 3:
SLIP THE FOUR PRINTED PIECES OF YOUR LICENCE INTO THE WALLET.



STEP 4:
TRIM EXCESS PLASTIC 1/8 INCH FROM TOP OF LICENCE.



STEP 5:
FOLD WALLET CLOSED AND YOUR READY TO FLY!

